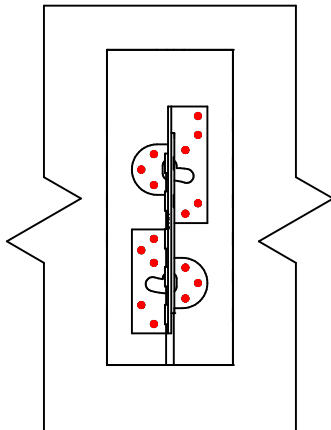
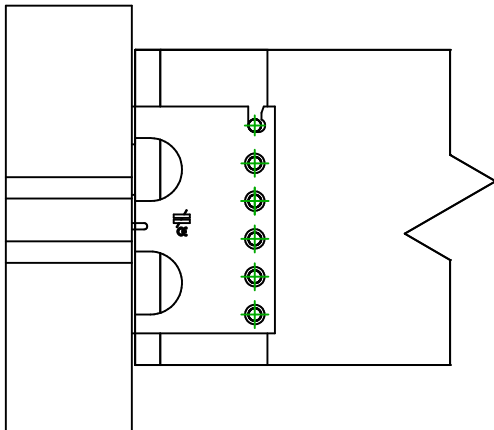
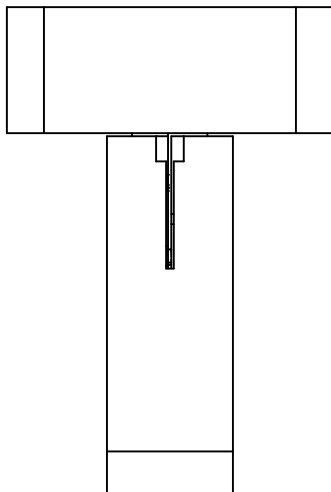
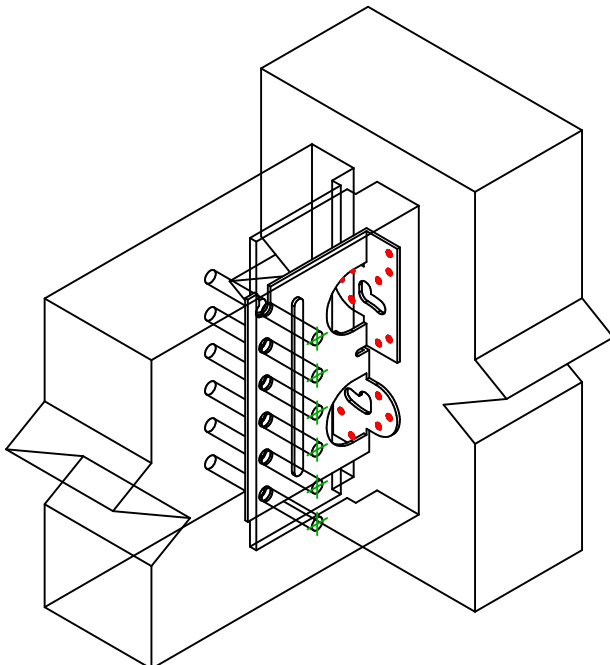






<div><div>SIMPSON</div><div>Strong-Tie</div></div>		<div>Plano de fijación</div>		<div><div><div>≠</div><div>DWG NAME</div></div><div><div>REV</div><div>REV DATE</div></div><div><div>0</div><div>24/10/25</div></div></div> <div>C_CBH180_2D0_NP_JTB-ES</div>		
Referencia		=	CBH180/2.5			
Fijaciones		=	Madera sobre madera		Viga sobre viga	
Sistema de fijación		=	Clavado total			
<div><div></div><div></div><div></div><div></div></div>						
Fijaciones Soporte	Símbolo	Fijaciones		Referencia		Ctd
		CNA 		CNA4.0X60		16
		-		-		
		-		-		
Fijaciones Viga Secundaria	Símbolo	Fijaciones		Referencia		Ctd
		STD 		STD10		6
		-		-		