

SIMPSON**Strong-Tie**

Plano de fijación



REV

0

REV DATE

03/12/25

DWG NAME

C_ETNM135_2D0_NP_JTB-SSH-ES

Referencia

=

ETNM135/130/2

Fijaciones

=

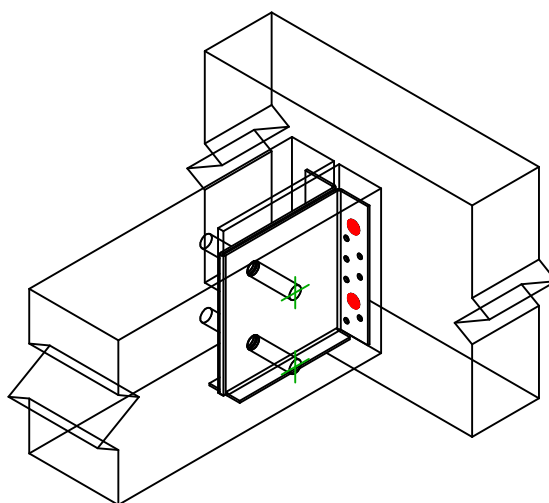
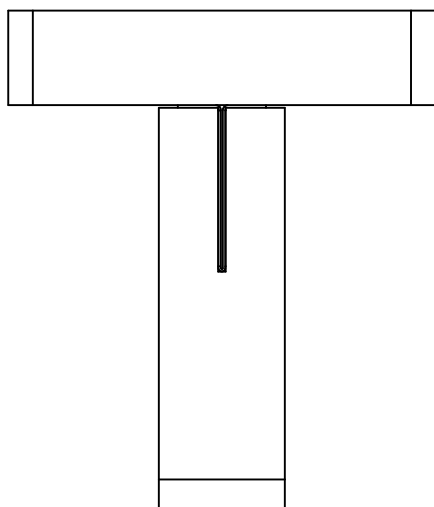
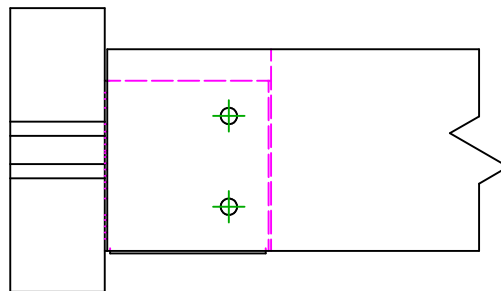
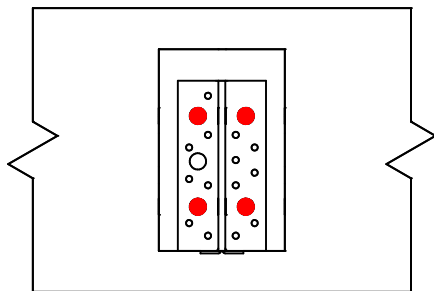
Madera sobre madera

Viga sobre viga

Sistema de fijación

=

-



**Fijaciones
Soporte**

Símbolo



Fijaciones

SSH



Referencia

SSH12.0

Ctd

4

-

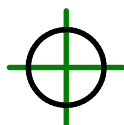
-

-

-


**Fijaciones
Viga
Secundaria**

Símbolo



Fijaciones

STD



Referencia

STD12

Ctd

2

-

-